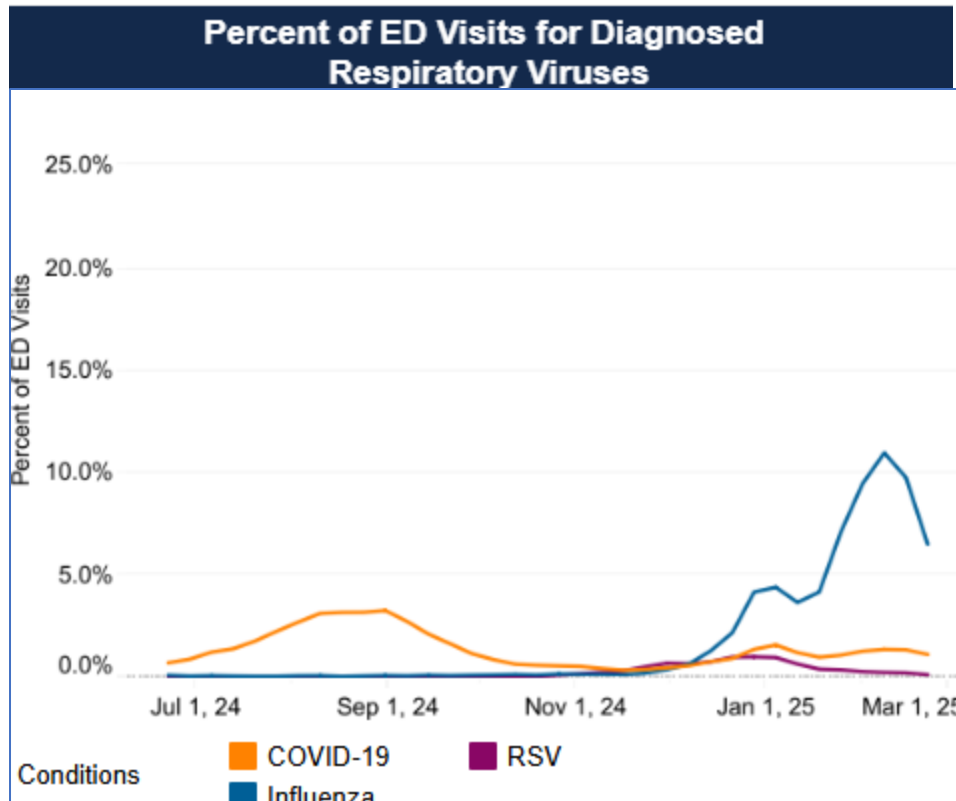


# Flu/RSV/COVID/Mpox Updates

# Respiratory Illness Update

For Week Ending February 22, 2025:



- Overall respiratory illness activity\* in Virginia is **MODERATE and TRENDING DOWN**
- Among all emergency department visits in Virginia:
  - Dx COVID - **1.2%** of ED visits
  - Dx Influenza –**6.5%** of ED visits
  - Dx RSV - **.2%** of ED visits

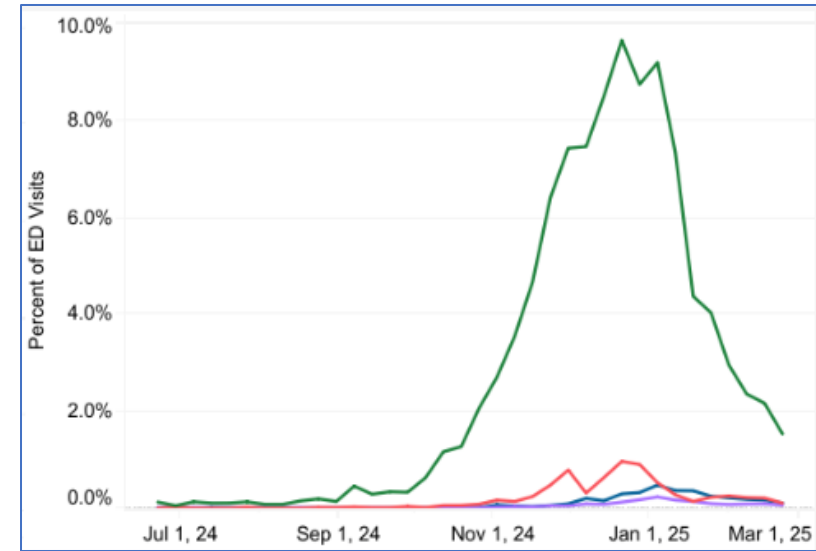
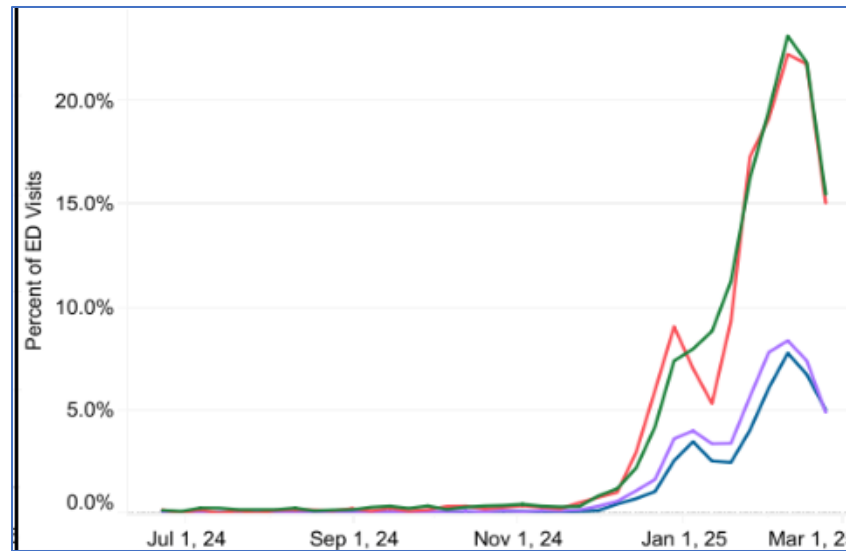
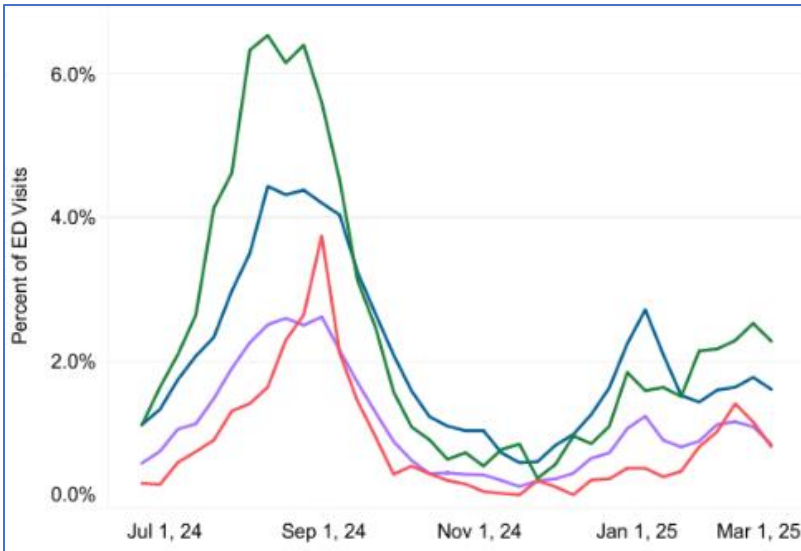
# COVID-19, Flu, & RSV in Virginia

For Week Ending February 22, 2025:

Percent of ED Visits by Age for Diagnosed COVID-19

Percent of ED Visits by Age for Diagnosed Influenza

Percent of ED Visits by Age for Diagnosed RSV



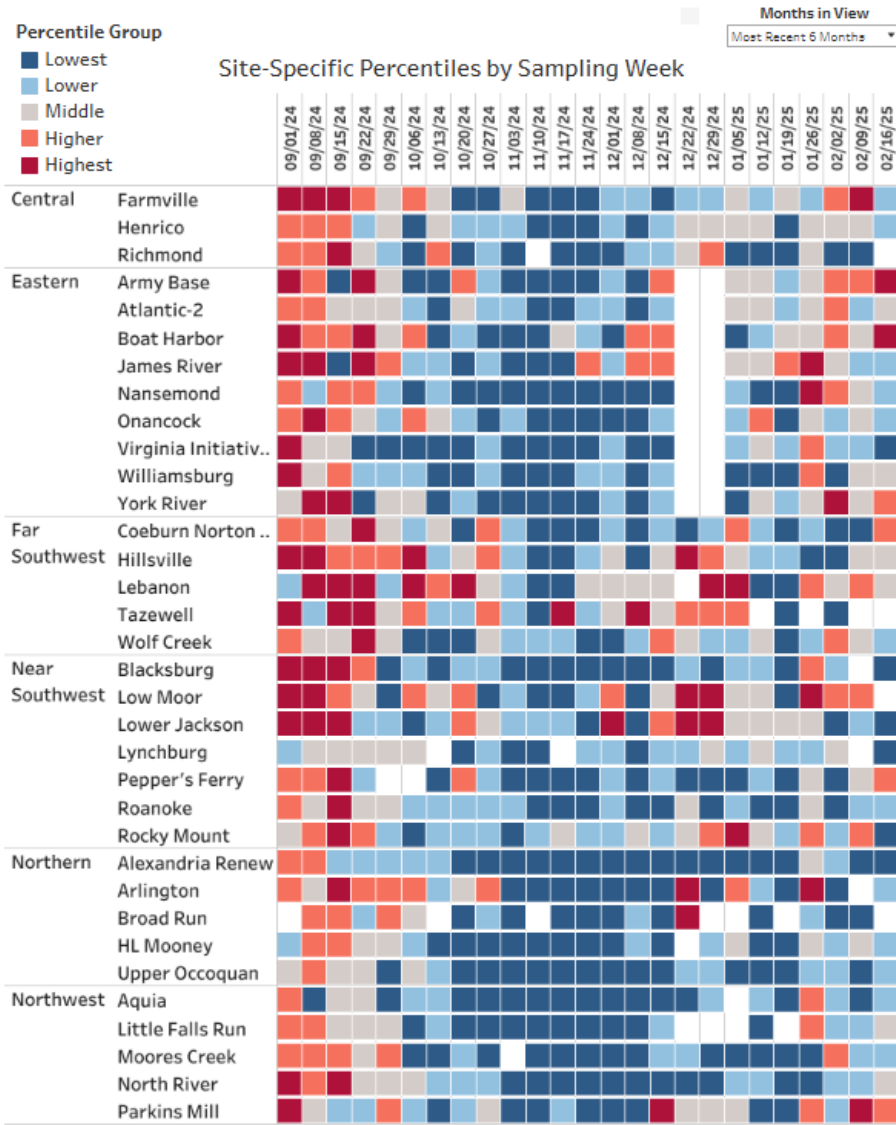
- The largest proportion of ED visits by age group were among **0-4 years old** for COVID-19, **0-4 years** for influenza, and **0-4 years** for RSV

Age



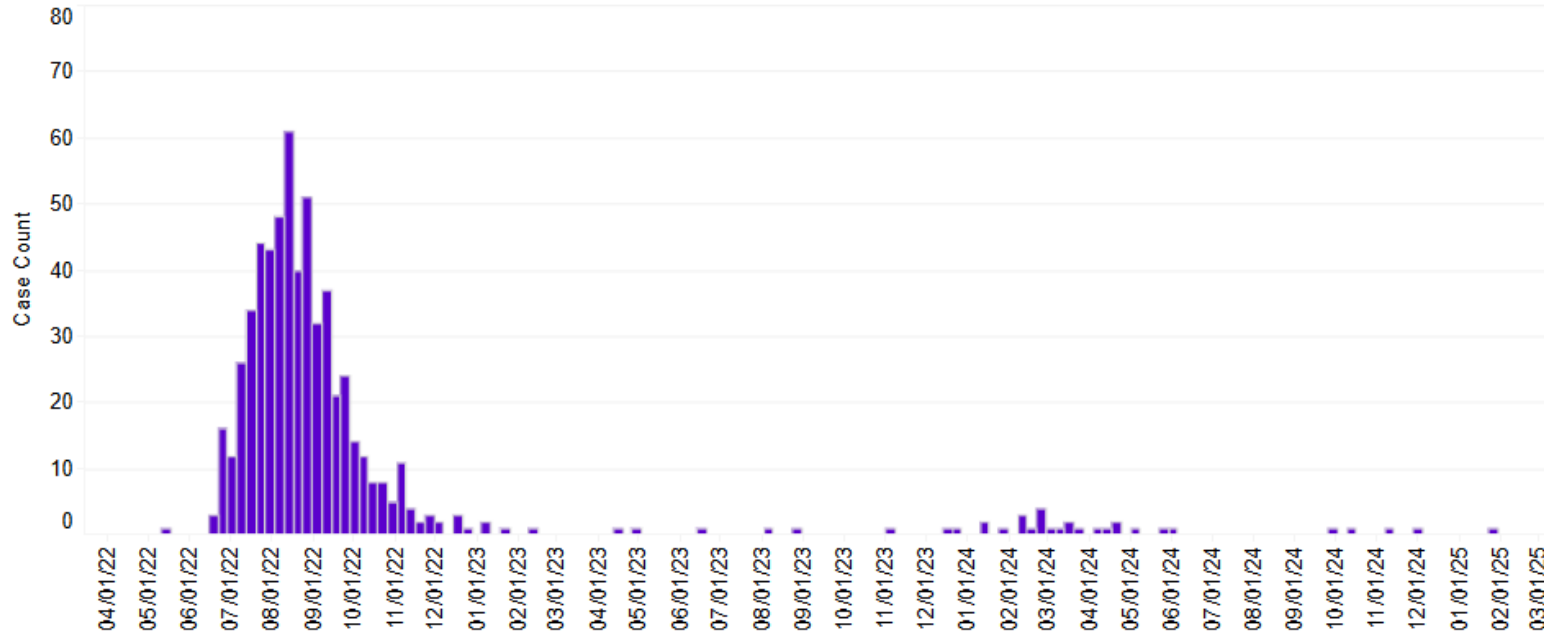
# COVID-19 Wastewater Surveillance –

Week ending February 22, 2025:



Source: [VDH Wastewater Dashboard](#)

### Mpox Cases in Virginia, Epi Curve (5/2022 – 2/2025)



<https://www.vdh.virginia.gov/monkeypox/data-in-virginia/>

<b>Total Cases</b>	<b>606</b>
<b>Hospitalizations</b>	<b>36</b>
<b>Deaths</b>	<b>2</b>

### Mpox Cases By Age and Sex (as of 2/25/25)

Age Group	Cases
0-9 Years	0 (0.0%)
10-14 Years	1 (0.2%)
15-19 Years	16 (2.6%)
20-29 Years	214 (35.4%)
30-39 Years	243 (40.2%)
40-49 Years	91 (15.0%)
50-59 Years	34 (5.6%)
60-69 Years	4 (0.7%)
70+ Years	2 (0.3%)
Sex	
Female	34 (5.6%)
Male	571 (94.4%)

\*Data represent investigations with notifications submitted in VEDSS.