

# Flu/RSV/COVID/Mpox Updates

# Respiratory Illness in Virginia

For Week Ending **October 26, 2024:**

Overall respiratory illness activity in Virginia is:

**LOW and STABLE** ▶

*Overall respiratory illness activity includes COVID-19, flu, RSV and other respiratory illnesses such as cough and pneumonia.*

**COVID-19**

0.6%  
of all ED Visits

Stable ▶

**Influenza**

0.2%  
of all ED Visits

Stable ▶

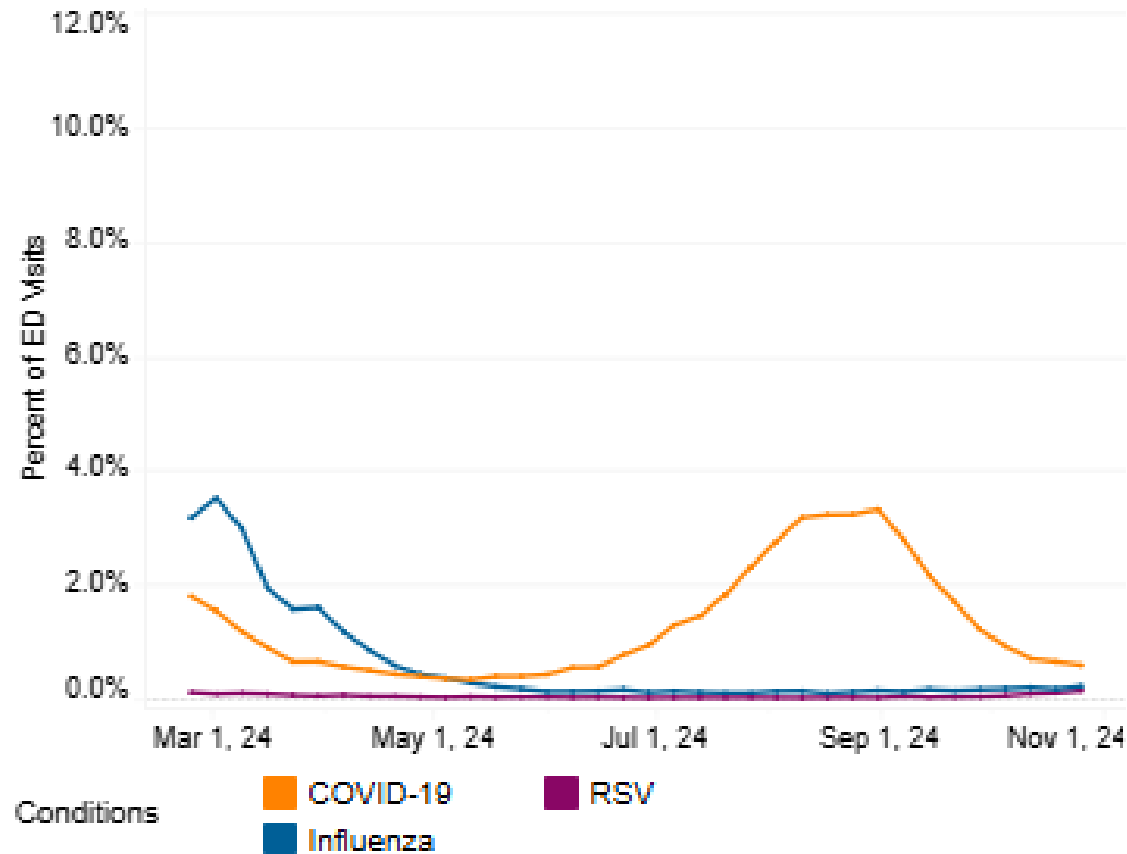
**RSV**

0.1%  
of all ED Visits

Stable ▶

# Respiratory Emergency Department Visits

Emergency Department Visits for Viral Respiratory Illness, Virginia



**Data through Week Ending:  
10/26/2024**

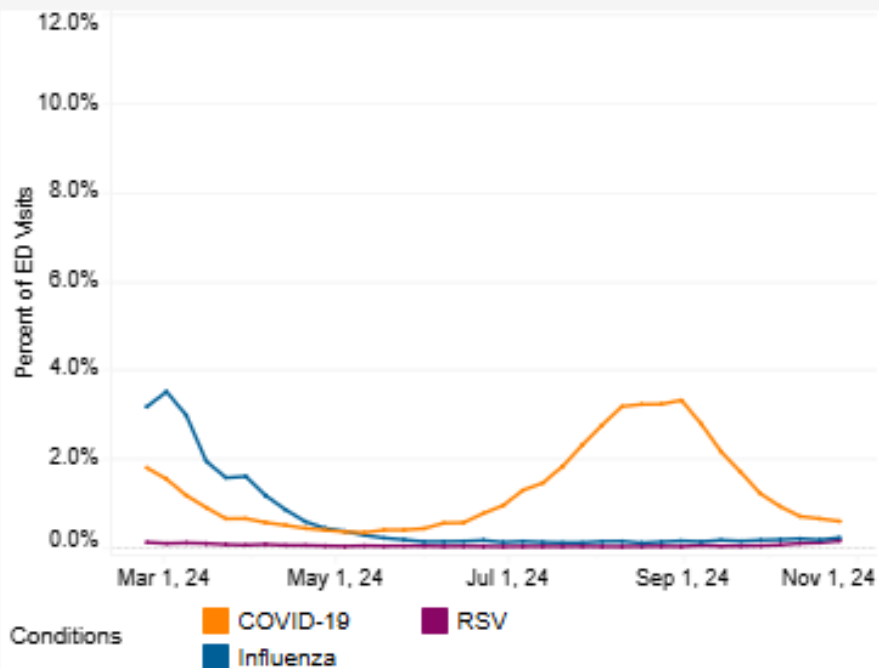
**Combined: 0.9%**  
**COVID-19: 0.6%**  
**Influenza: 0.2%**  
**RSV: 0.1%**

# ED Visits for COVID-19, Flu. & RSV in Virginia

For Week Ending **October 26, 2024**:

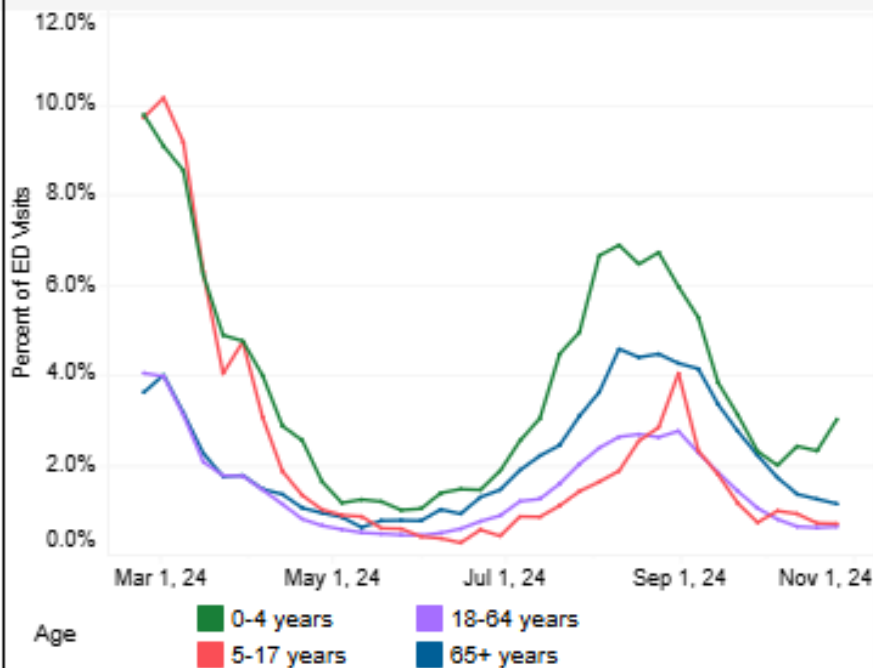
**Percent of ED Visits for Diagnosed Respiratory Viruses**

Among all emergency department visits in Virginia, there were **0.6%** diagnosed with COVID-19, **0.2%** diagnosed with influenza, and **0.1%** diagnosed with RSV.



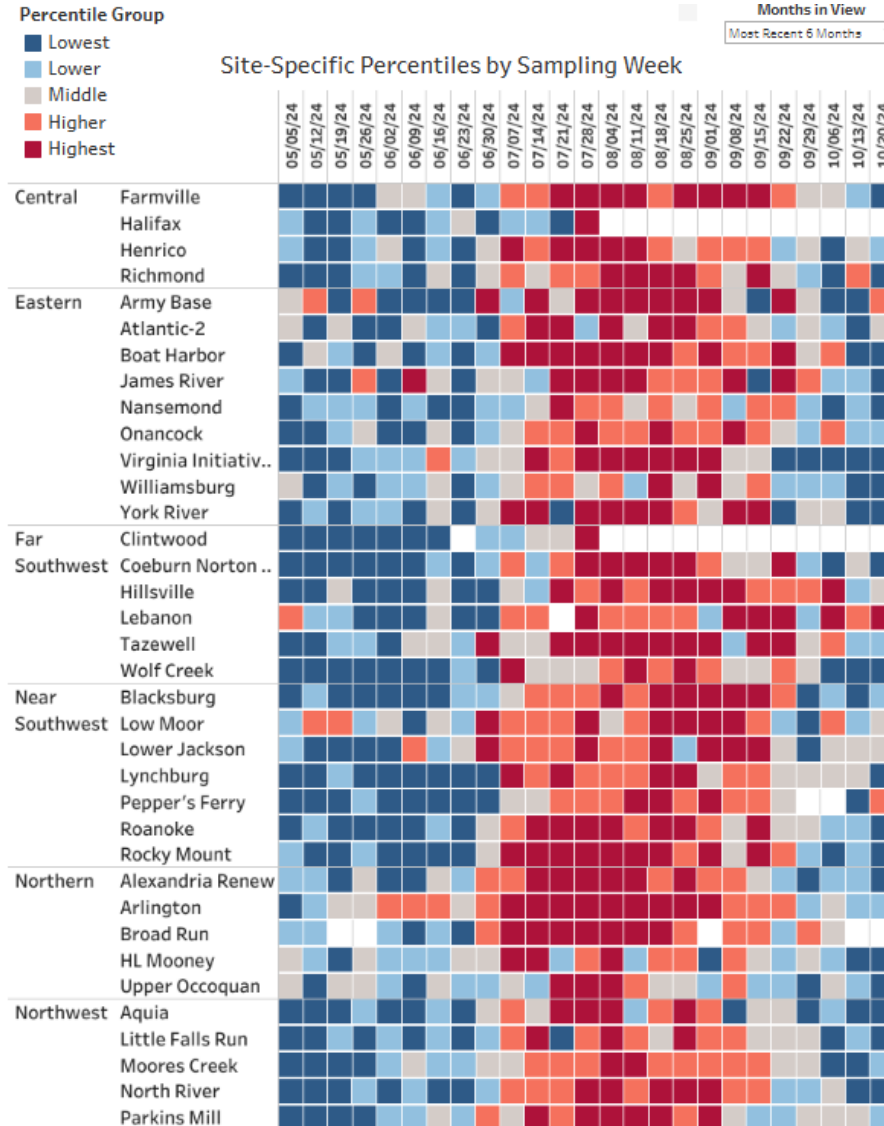
**Percent of ED Visits by Age for Diagnosed Respiratory Viruses**

The largest proportion of ED visits by age group were among **65+** years old for COVID-19, **0-4** years old for influenza, and **0-4** years old for RSV.



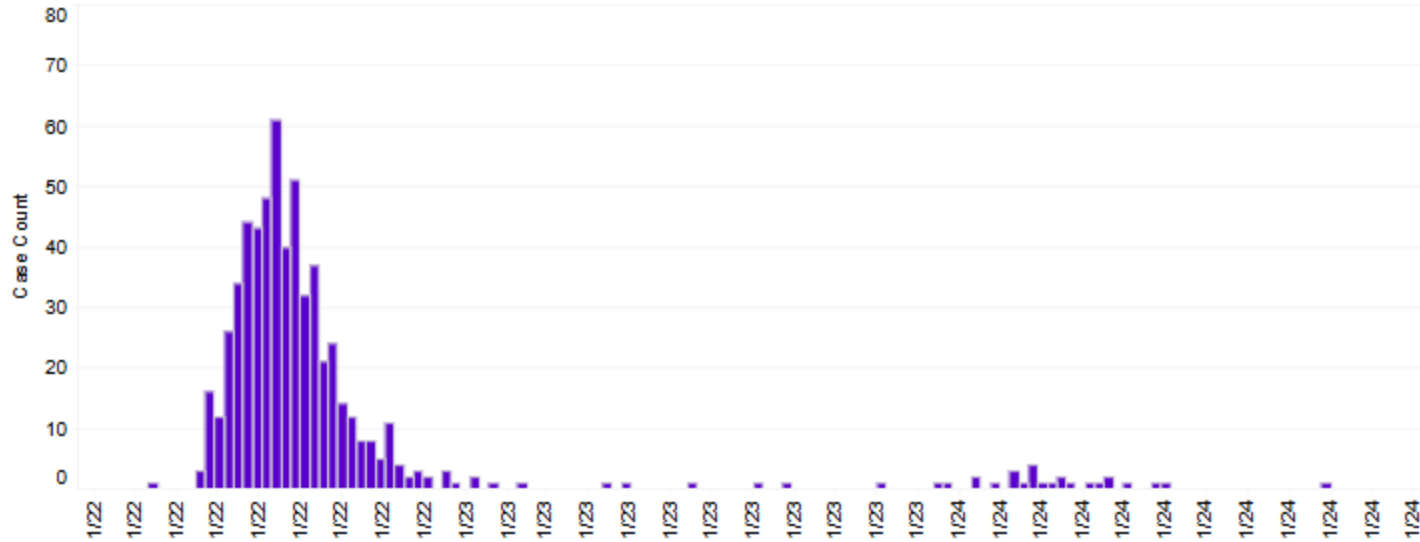
# COVID-19 Wastewater Surveillance –

Week ending October 26, 2024:



Source: [VDH Wastewater Dashboard](#)

### Mpox Cases in Virginia, Epi Curve (5/2022 – 10/2024)



<https://www.vdh.virginia.gov/monkeypox/data-in-virginia/>

<b>Total Cases</b>	<b>602</b>
<b>Hospitalizations</b>	<b>35</b>
<b>Deaths</b>	<b>2</b>

### Mpox Cases By Age and Sex (as of 10/29/2024)

Age Group	Cases
0-9 Years	0 (0.0%)
10-14 Years	1 (0.2%)
15-19 Years	16 (2.7%)
20-29 Years	214 (35.5%)
30-39 Years	241 (40.0%)
40-49 Years	90(15.0%)
50-59 Years	34 (5.6%)
60-69 Years	4 (0.7%)
70+ Years	2 (0.3%)
Sex	
Female	34 (5.6%)
Male	568 (94.4%)

\*Data represent investigations with notifications submitted in VEDSS.