

Flu/RSV/COVID/Mpox Updates

Respiratory Illness in Virginia

For Week Ending **October 12, 2024:**

Overall respiratory illness activity in Virginia is:

LOW and **TRENDING UP** ▲

Overall respiratory illness activity includes COVID-19, flu, RSV and other respiratory illnesses such as cough and pneumonia.

COVID-19

0.7%
of all ED Visits

Trending Down ▼

Influenza

0.2%
of all ED Visits

Stable ►

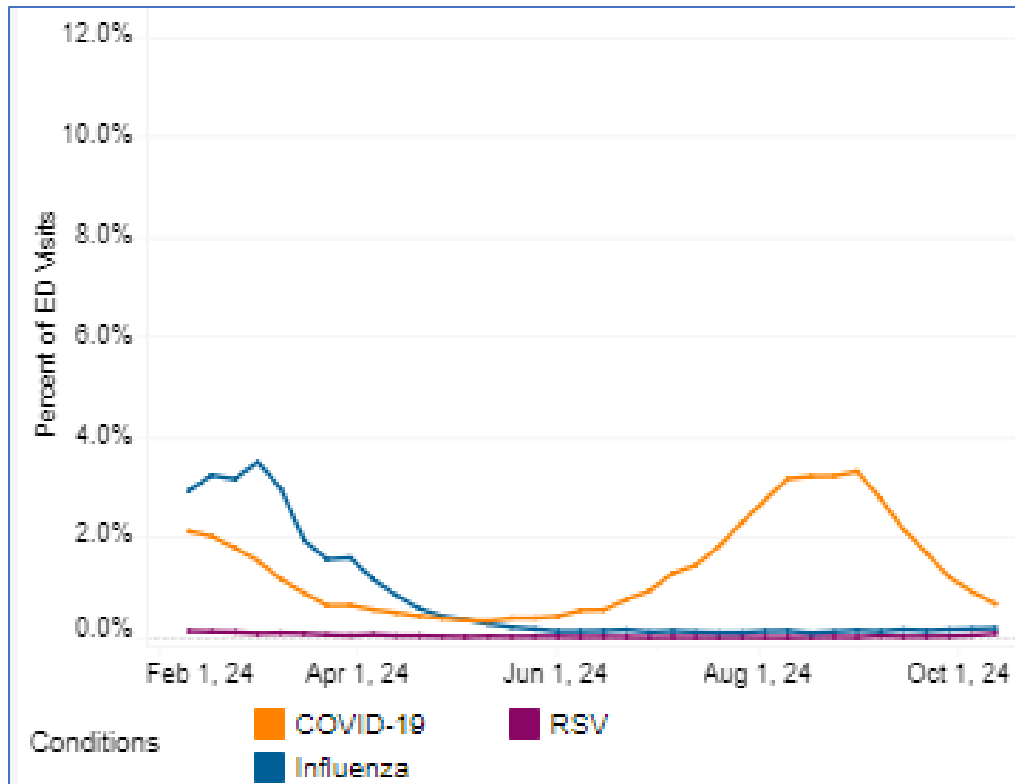
RSV

0.1%
of all ED Visits

Stable ►

Respiratory Emergency Department Visits

Emergency Department Visits for Viral Respiratory Illness, Virginia



**Data through Week Ending:
10/12/2024**

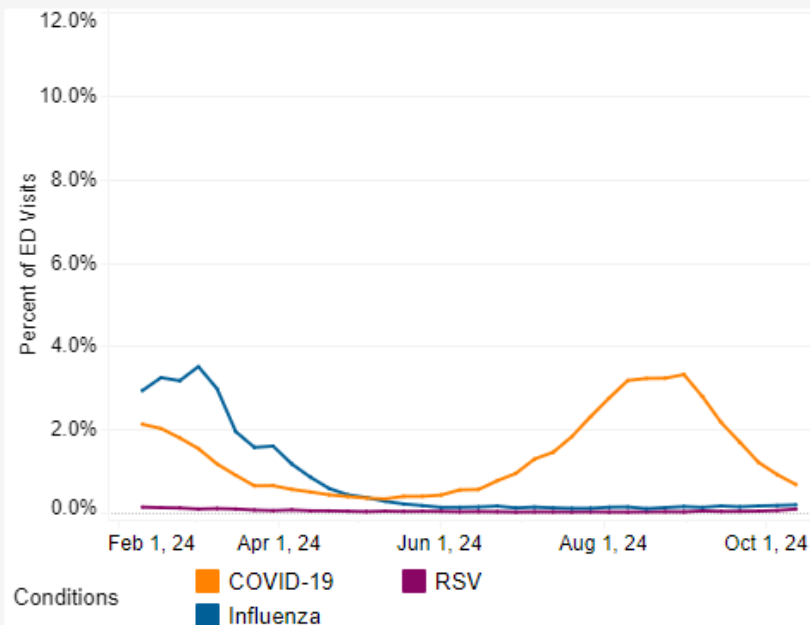
Combined: 1.0%
COVID-19: 0.7%
Influenza: 0.2%
RSV: 0.1%

ED Visits for COVID-19, Flu, & RSV in Virginia

For Week Ending **October 12, 2024**:

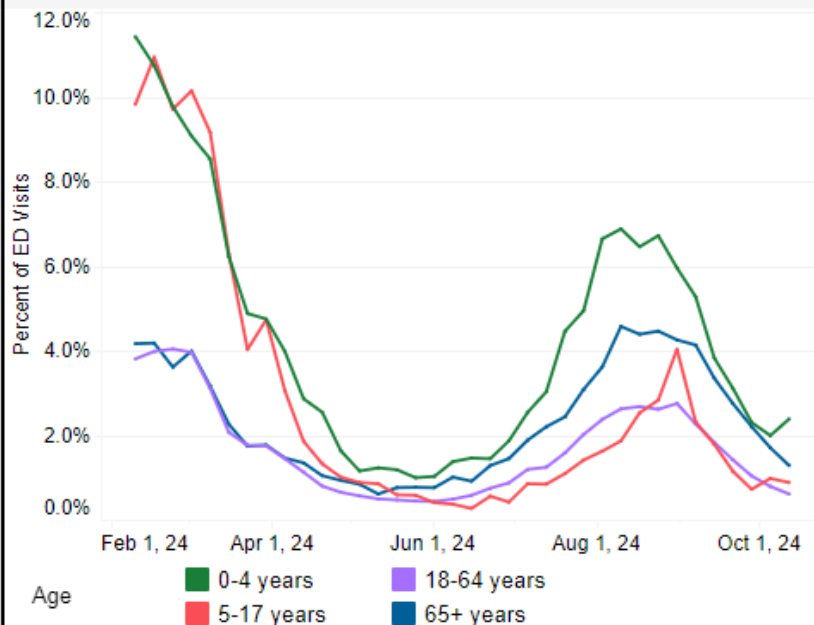
Percent of ED Visits for Diagnosed Respiratory Viruses

Among all emergency department visits in Virginia, there were **0.7%** diagnosed with COVID-19, **0.2%** diagnosed with influenza, and **0.1%** diagnosed with RSV.



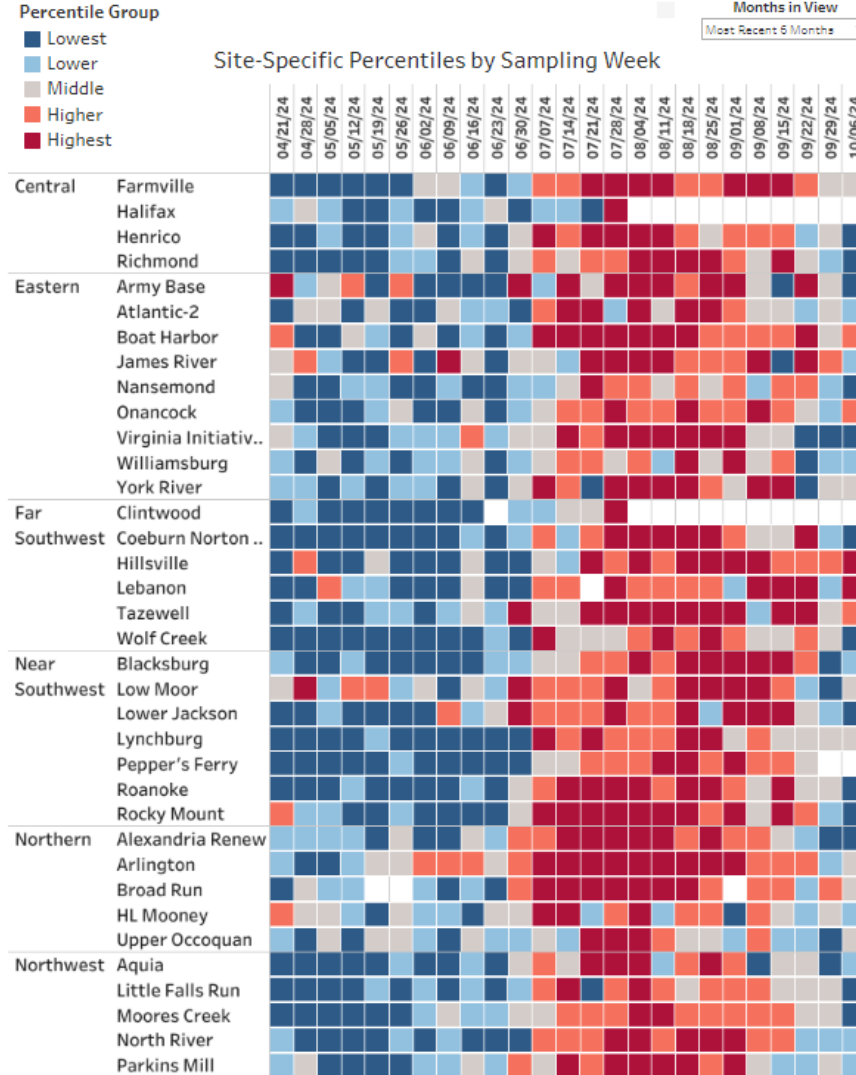
Percent of ED Visits by Age for Diagnosed Respiratory Viruses

The largest proportion of ED visits by age group were among **65+ years old** for COVID-19, **5-17 years old** for influenza, and **0-4 years old** for RSV.



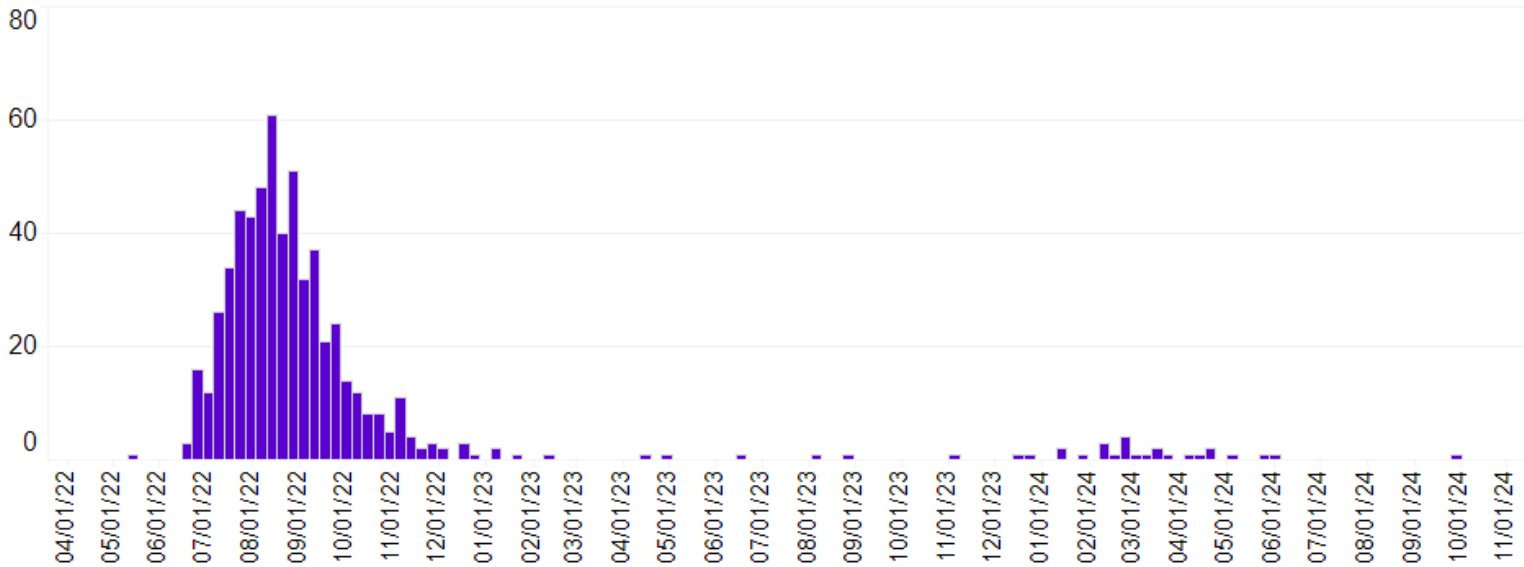
COVID-19 Wastewater Surveillance –

Week ending October 12, 2024:



Source: [VDH Wastewater Dashboard](#)

Mpox Cases in Virginia, Epi Curve (5/2022 – 10/2024)



<https://www.vdh.virginia.gov/monkeypox/data-in-virginia/>

Total Cases	602
Hospitalizations	35
Deaths	2

Mpox Cases By Age and Sex (as of 10/18/2024)

Age Group	Cases
0-9 Years	0 (0.0%)
10-14 Years	1 (0.2%)
15-19 Years	16 (2.7%)
20-29 Years	214 (35.5%)
30-39 Years	241 (40.0%)
40-49 Years	90(15.0%)
50-59 Years	34 (5.6%)
60-69 Years	4 (0.7%)
70+ Years	2 (0.3%)
Sex	
Female	34 (5.6%)
Male	568 (94.4%)

*Data represent investigations with notifications submitted in VEDSS.