



Virginia Department of  
Emergency Management

---

# Partner Resource Session

September 19, 2024

# September is National Preparedness Month.

FEMA & VDEM plan and prepare.



FEMA



**Do YOU?**



**Whether you are an individual, non-profit organization, faith-based community, business, or other community group, it's important to be prepared *before* the next disaster.**



While the resources and information shared during National Preparedness Month and on Ready.gov can be used by anyone at any time to get prepared for whatever may come their way, this year, the campaign is focused on preparing Asian American, Native Hawaiian and Pacific Islander communities. The Ready Campaign aims to ensure all of our friends and neighbors have the tools they need to prepare for disasters and build resilience before disaster strikes.



# National Preparedness Month



Start a conversation with the people you love.



**This year, FEMA’s theme for National Preparedness Month is “Start a Conversation.”**



# “Start a Conversation”

Talking about bad things that could happen like a disaster or emergency isn't always easy. We may think we're protecting the people we love by avoiding these conversations, but they are important to start taking steps to get ready and stay safe.

Starting a conversation today can help you and your family to take more actions to prepare. By taking simple steps, you can build your preparedness at your own pace:

- Set aside a time when everyone is calm and relaxed.
- It may help to hold the discussions over a set time period, so decisions aren't rushed, and people feel more comfortable talking about the topic.
- Talk about steps you've taken to prepare and encourage others to ask questions about preparedness actions that might work for them.

To help spark a conversation, FEMA created preparedness toolkits in English, Spanish, Arabic, Hindi, Japanese, Korean, Simplified Chinese, Tagalog, Traditional Chinese, Vietnamese. Toolkits include graphics, publications and messaging you can share with family, friends and neighbors.



- In 2021, FEMA's Ready Campaign and the Ad Council broke ground by producing the first-ever national preparedness campaign specifically targeting the Latino community for National Preparedness Month. Released during Hispanic Heritage month, the advertisements centered around the Latino community's commitment to personal planning for occasions and family milestones as a bridge to also planning for disasters.
- In 2022, to continue these efforts, the National Preparedness Month campaign featured a call to action for the Black and African American community. The importance of preparing for disasters to create and protect a lasting legacy was highlighted.
- The 2023 Ready Campaign focused on Older Adults. We know older adults can face greater risks when it comes to the multitude of extreme weather events and emergencies we now face, especially if they are living alone, are low-income, have a disability, or live in rural areas.



- **Have you ever thought about how to prepare for an emergency?**

How would you:

- Look after your family for 72 hours?
- Cope without power or tap water?
- Contact your family and receive information?



- **Learn the 3 steps to getting prepared:**

- Make a Plan
- Build a Kit
- Be Informed



**MAKE A PLAN**



**BUILD A KIT**



**BE INFORMED**





## • Common misconceptions:

- Most emergencies are short-lived
- I won't ever have to deal with an emergency where I live
- There are a lot of emergencies I just can't prepare for
- Preparing takes too much time or money





## Step 1: Make a Plan

- Use “*My Emergency Plan*” as a guide
- Include family, friends, neighbors, coworkers in your plan. Emergencies can happen anywhere at any time.
- Keep copies of your plan in safe and memorable places, including digitally



*Start making your plan today.*





## MAKE A PLAN

# Step 1: Make a Plan

- Does your plan cater to everyone in your family?
- What might you need to add to your plan to accommodate them?

## Things to consider:

- Know school/daycare's emergency policies
- Keep contact information updated
- Designate contact persons and make sure your children know how to get in touch with them






MAKE A PLAN

## Step 1: Make a Plan

### Things to consider:

- Have a health information card
- Grab-and-go bag with medication, prescriptions, medical documents
- Ensure walkers, oxygen tanks, and other emergency supplies are in your plan
- If you live in an apartment or high-rise, know your exits
- Have an evacuation plan
- Know your building's emergency plan





MAKE A PLAN

## Step 1: Make a Plan

### Don't forget your pets!

- Know location of pet-friendly shelters/hotels
- Have extra pet food, water, and medication in emergency kit
- How will you transport your pets?





**BUILD A KIT**

## Step 2: Build a Kit

To prepare for an emergency that could last 72 hours or more, what would you put in a kit?





**BUILD A KIT**

# Step 2: Build a Kit



Virginia Department of  
Emergency Management

www.vaemergency.gov  
facebook.com/VaEmergency  
@VDEM

## EMERGENCY SUPPLIES

It can take several days or weeks for government services and assistance to reach you and your family depending on the severity of the disaster and your geographic location. An emergency kit is vital to sustaining your family after a disaster.

Use this checklist to build your emergency supply kit over time by adding a few items each week or month. Many emergency preparedness products are eligible for Virginia's tax-free weekend held annually in August. The 3-day sales tax holiday starts the first Friday in August at 12:01 a.m. and ends the following Sunday at 11:59 p.m. Regularly replace items that go bad such as water, food, medication and batteries, and remember to keep in mind your family's unique needs as you build your kit.



### FOOD + SUPPLIES

- At least a 3-day supply of water and non-perishable food

### HYGIENE + SANITATION

Maintaining good hygiene can stop the spread of bacteria and infectious disease.



**Make sure you check expiration dates and rotate food every 6 months**



### EMERGENCY FUNDS

- Emergency cash funds should be able to sustain your family for several days at a minimum. Government assistance and resources take time.
- Plan for funds to cover fuel, lodging and meals as well as pet boarding costs if you're asked to evacuate.
- Do not rely on credit cards or debit cards as critical networks such as internet or electrical infrastructure may be damaged. Be sure to withdraw plenty of cash before the storm.

### COMFORT + PRICELESS ITEMS

- Will's
- Household inventory (photo or video)
- You may be away from your home for an extended period and your property may be damaged. Grab any items that are irreplaceable or may provide comfort to your family, especially children.
- Books, puzzles and favorite stuffed toys
- Photo albums
- Valuables and jewelry



Start building your emergency kit





## Step 2: Build a Kit

BUILD A KIT

Cost-effective ways to prepare:

- Take advantage of Virginia's Sales Tax Holiday (first Friday in August – Sunday)
- Shop your local discount and dollar stores first
- Add a few extra cans of food to each week's shopping list until you have enough








BE INFORMED

## Step 3: Be Informed

How will you get emergency notifications?

- Sign up for alerts from National Weather Service
- Have a NOAA Weather Radio & extra batteries
- Follow your local television stations
- Make sure EAS (emergency alert system) is enabled on your cell phone






BE INFORMED

## Step 3: Be Informed

### Know Your Zone

- Know Your Hurricane Evacuation Zone



Virginia Know Your Zone ...be prepared and know your zone

**You are in Evacuation Zone A**  
in Virginia Beach, VA

Now that you know your zone, how will it work?

When a storm is approaching, emergency managers will determine which zones are most at risk considering the intensity, path, speed, tides and other meteorological factors. Properties in Zone A are located in areas most at risk of flooding and storm surge. Then Zone B properties. Then Zone C. And lastly, Zone D. While zones won't always be evacuated in that order or one at a time, the zone designations are based on storm surge, flooding, and meteorological data. When a storm approaches, emergency managers at the state and local level will work with local media and use social media and other tools to notify residents of impacted zones what they should do to stay safe. You just have to listen for your zone and the instructions that follow.

Depending on the emergency, being safe might mean staying at home, a short trip to higher ground, or traveling to a different region of the state.

[Click here](#) for more information.

State Park

Tullis Creek

Markley  
John Woodleigh  
Walden  
Walden

City of Virginia Beach, VGIN, Esri, HERE, Garmin, Sr

Searched Location  
23456, Virginia Beach, Virginia  
Zoom to





**BE INFORMED**

## Step 3: Be Informed

### Know the threats in Virginia

- Weather: hurricanes, tornadoes, floods, winter weather, lightning & thunderstorms, extreme heat
- Health threats
- Nuclear Safety
- Earthquakes & Landslides
- Power Outages
- Fires
- Active Shooters
- Terrorism
- Hazardous Materials
- Chemical Emergencies



Learn more about the threats in Virginia





## Step 3: Be Informed

### Flood Insurance



- Homeowners insurance does NOT protect you from a flood





## Step 3: Be Informed

BE INFORMED

### Flood Insurance

- If you are in an identified flood zone, you are required to have flood insurance if you have a mortgage from a government-backed lender
- Flood insurance takes 30 days to kick in, so you can't buy it when you see a hurricane coming!



For more information on flood insurance, flood maps, and more!



# • Keeping your organization OPEN

## Organizations Preparing for Emergency Needs (OPEN)

Organizations require many more considerations when preparing to operate during/after a disaster.

OPEN includes both a web-based, self-guided training, and a downloadable instructor kit that will guide participants on how to identify risks, locate resources, and take preparedness actions.

When Community-Based Organizations, such as food pantries, daycares, and non-profits are unable to sustain operations during an emergency incident, individuals who rely on them are exponentially impacted. Because of their importance in keeping the community going, OPEN is designed to empower these organizations to better prepare for incidents.



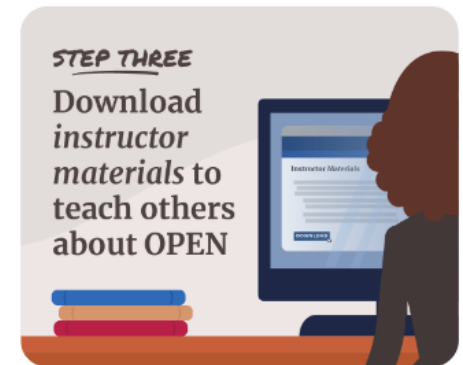
### STEP ONE

Start your journey by learning about OPEN training



### STEP TWO

Take a training, download student resources, and get your certificate



### STEP THREE

Download instructor materials to teach others about OPEN

# • 10 Preparedness Actions to Help Your Organization Remain OPEN



- Understanding Risks



- Mitigate Risks



- Identify the People you Serve



- Determine Essential Activities



- Consider the Supply Chain



- Safeguard Critical Information



- Establish a Communications Plan




- Cross-Train Key Individuals



- Formalize Plans



- Regularly Test and Update Plans



# FAITH BASED ORGANIZATIONS - HOUSES OF WORSHIP

---



Step 1: Start the Process ✓

Step 2: Conduct an assessment

Step 3: Implement security improvements

Step 4: Test your security improvements





# Do you know your vulnerabilities?



**CYBERSECURITY  
& INFRASTRUCTURE  
SECURITY AGENCY**



<https://www.cisa.gov/>

**Free Vulnerability Assessment** of your church building

Point of Contact is Rob Mooney ([robert.mooney@cisa.dhs.gov](mailto:robert.mooney@cisa.dhs.gov))

Security Self Assessment (<https://www.cisa.gov/houses-of-worship>)

Local Police Department (call the non-emergency number 804-732-4222)



# Report ALL Hate Crimes



1970 East Parham Road  
Richmond, VA 23228  
(804) 261-1044

<https://www.fbi.gov/contact-us/field-offices/richmond>



# Training



# Additional Training

**Here are some links for information, courses and videos. These are all approved by DHS and FBI as well as Church-specific items.**

Safety for Faith-based Organizations-

[https://www.dhs.gov/sites/default/files/publications/17\\_0531\\_NSI\\_SAR-Faith-Based-Events-Houses-Worship.pdf](https://www.dhs.gov/sites/default/files/publications/17_0531_NSI_SAR-Faith-Based-Events-Houses-Worship.pdf)

FBI Active shooter response - <https://www.fbi.gov/about/partnerships/office-of-partner-engagement/active-shooter-resources>

Church plan/ website - <https://www.uua.org/safe/buildings/active-shooter>

<https://guardiandefenseplan.com/active-shooter-training-for-churches/active-shooter-training-for-church-staff/>



# Funding Opportunity – Nonprofit Security Grant Program

The objective of the NSGP is to provide funding for physical security enhancements and other security-related activities to nonprofit organizations at high risk of a terrorist attack. The NSGP also seeks to integrate the preparedness activities of nonprofit organizations with broader state and local preparedness efforts.

- Applicants must be 501(c)(3) nonprofit organizations to be eligible.
- The maximum amount for an individual application is \$150,000. An applicant with multiple sites may apply for up to three sites, for a maximum of \$450,000.
- Applicants must only request funding for equipment/activities that are consistent with the allowable costs guidance listed in the NSGP NOFO.

FY24 Cycle has been closed, watch for FY25 announcement in the spring

Sign up for Grant Email Notifications at

<https://www.vaemergency.gov/divisions/finance/grants/>





# PARTNERS IN PREPAREDNESS

A program of VDEM



- VDEM's Preparedness program seeks to identify and partner with 'trusted messengers' in the community who are willing to help spread the emergency preparedness message to communities and groups who are disproportionately impacted during and after disasters



Sign up today!



# Did you know?

You can request free copies of VDEM's preparedness materials to hand out at events and to the communities you serve.

We have "My Emergency Plan" in English, Spanish, Chinese, Arabic, Vietnamese, Tagalog, & Korean.

We have kids' preparedness coloring books in English and Spanish.

We also have:  
Emergency Kit Checklists  
Hurricane Evacuation Guides  
Hurricane – Inland Flooding Impacts Guide



# Questions?



Katie Carter  
804-659-2889  
[pio@VDEM.virginia.gov](mailto:pio@VDEM.virginia.gov)



# THANK YOU!

